

 *March 2010*

TWA NEWS

March 2010

Issue 3

Next Meeting:

Turning for Furniture Makers

Tuesday March 16th, 2010 7:00 PM

*The Woodworking Shop
3141 Capital Boulevard
Raleigh, NC*

Several members meet at 6:00pm Buffalo Brothers
Pizza & Wings for dinner prior to the meeting.

MARCH PROGRAM

Tuesday

March 16th 2010

Subject: *Turning for Furniture Makers*

Speaker: *Alan Leland*

Workshop: Saturday March 20th

Fellow club member Alan Leland will demonstrate the production of a simple turned leg from square stock suitable for a stool using a mini lathe. During the workshop on Saturday participants will each produce a stool leg and learn the techniques necessary to create three more - thus having the basis for a useful small piece of furniture. An extract from Alan's biography follows: "I became interested in joinery and finely crafted furniture mainly out of embarrassment. When I would tell people that I worked for *This End Up Furniture Company*, they thought it was absolutely wonderful that I knew how to build furniture! It was painful to explain that all I really did was cut butt joints and nail together various shipping crate style pieces. To learn about true woodworking, I began reading a variety of books and

magazines on the topic. I watched Roy Underhill's "The Woodwright's Shop" and Norm Abrams' "New Yankee Workshop" religiously, seeking inspiration and direction. I started to collect woodworking tools, experimenting with hand cut dovetails and other joinery techniques. To take advantage of the wealth of experience in the area I joined the local woodworking clubs. During my stint as vice president of *The Triangle Woodturners of North Carolina*, I developed a passionate and at times distracting interest in woodturning. Shortly thereafter I joined the *American Association of Woodturners* and the *Furniture Society*. In 1995 I started my own business: *Sliding Dovetail Woodworks* was born in January of 1996 to focus on building custom furniture and wood turning. At that time, I decided to turn anything I could think of that had a practical use. I wanted to differentiate myself from the area turners who created bowls, hollow forms, and various other artistic forms of woodturning. I have since branched out into architectural turning as there are few turners interested in turning balusters and other spindle work used in the construction trades. Sliding Dovetail Woodworks is now *Leland Studios*, as my focus has shifted towards teaching classes and sharing the knowledge I have gained over the years.

Alan's earlier demonstrations and workshops have proven to be very popular and are always oversubscribed. Class size is limited to eight



students - so early registration for the workshop is recommended. Workshop fee is \$30 which includes wood for one leg. Make checks to Triangle Woodworkers Association.

Alan's web site, www.alanleland.com

Host:
Mike Reddyhoff

ABOUT THE TRIANGLE WOODWORKERS ASSOCIATION

The Triangle Woodworkers Association (TWA) is a nonprofit educational corporation. The TWA is dedicated to teaching woodworking techniques through seminars, classes, and workshops; participants are required to sign waivers absolving liability for TWA or its designated representatives. The TWA promotes woodworking education and community interest in woodworking and in general sharing a love for wood.

Club Officers and Committee Chairmen

Executive Board

- President:** Mike Reddyhoff, (919) 676-9180
miker@nc.rr.com
- Vice President:** Terry Tenhouse, (919) 545-9862
ttenhouse@gmail.com
- Secretary:** Bill Anderson, (919) 932-6050
willardanderson@bellsouth.net
- Treasurer:** Hugh Fish (919) 467-5696
hughpatfish@yahoo.com
- Members at Large:** Larry Bradburry, Alan Capmbell,
Larry Hendrick

Committee Chairman

- Program:**-----Terry Tenhouse, (919) 545-9862
- Nominating:**-----Mike Reddyhoff, (919) 676-9180
- Toys for Tots:**-----Fred Ford, (919) 469-9575
- Newsletter:**-----Diane Philyaw, (919) 764-9266
irishrose2365@yahoo.com
- Library:**-----Kay Baker, (919) 696-8504
kdbakerkdb@yahoo.com
- Publicity:**-----Larry Hendrick, (919) 971-6684
redwingertwa@earthlink.net
- Mentor:**-----Larry Bradburry,
lbradburry12@yahoo.com
- Facilities:**-----James McNeil,
3jp3mcn@bellsouth.net
- Raffle:**-----Mike Payst,
mpayst@nc.rr.com
- Sponsor:**-----Bill Anderson, (919) 932-6050
willardanderson@bellsouth.net
- Hospitality:**-----Kay Baker, (919) 696-8504
- Internet:**-----Jim Kroeger, (919) 362-5741
- Photographer:**-----Ron Heidenreich, (919) 848-1134
- Membership:**-----Kay Baker, (919) 696-8504
- Audiovisual:**-----Tom Revelle, (919) 387-8286
- Refreshments:**-----Janet Batker

TWA News is published monthly and is mailed/e-mailed to members, sponsors, and associates.

If you are interested in contributing articles, please send to

Triangle Woodworkers Association

P.O. Box 4206

Cary, North Carolina 27519-4206 or

trianglewoodworkers@gmail.com or irishrose2365@yahoo.com

BY THE NUMBERS

Treasurer's Report

Beginning Bank Balance:	\$8,772.174
Income:	\$280.50
Expense:	\$818.81
Ending Bank Balance:	\$8,233.86


Note that these figures, as usual, exclude the petty cash fund, as well as the other "slush" funds.

Submitted by: Hugh Fish

MEMBERSHIP

Total Members:	199
New Members:	3

THE PRESIDENTS CORNER



People either like Arts & Crafts furniture or they don't – it's a matter of personal taste. There does not seem to be any half way opinion. But, there's no denying the extent of social history on both shores of the Atlantic that is bound up in this particular furniture style or movement rather as it encompasses buildings, ceramics, weaving etc. as well as furniture. Greg Paolini is clearly well read on the subject and was able to give us a broad understanding of the genre and its history at our last meeting. Thanks to all those who attended in spite of the snow warnings and I hope everyone reached home safely.

Paolini's week end workshop was very well received and is classed as a great success – see an appreciation elsewhere in the news letter. Thanks are due to Cecil Raynor and Jan Batker for providing the venue and refreshments.

Incidentally for those of you who would be interested in making Greg's Multi-Axis Slot Mortiser the FWW article with the plans are on our website: www.ibiblio.org/twa and a kit of slides is available from www.brunnerent.com/slidingchannels. This would be a good candidate for a week end workshop – "Build your own Slot Mortiser for under \$50". Would anyone care to take it on?

Judging from the antics of the teenage birds and squirrels in my back yard Spring cannot be too far away – about three weeks actually – and for those of us with unheated shops, it's a reminder to start planning those dream projects and researching the tool catalogues. We might also start thinking about what we will make and enter for this year's NC Woodworkers Showcase that TWA co-sponsors with Klingspors and ncwoodworker.com. In the past this has been held in April/May period, however Klingspors is thinking of acquiring the vacated business premises next door and expanding the event and it will probably be held

August/September to allow planning time. Present thoughts include inviting tool/equipment manufacturers to display and demonstrate their products, and also provide stands for members to offer their creations for sale in addition to the exhibition items. As usual we will need quite a few volunteers for setting up, checking in and out etc. I will be contacting everyone who helped out in previous years and if you would like to be involved please let me know. This could be very good for Klingspors and it would certainly be good for TWA.

A reminder that you don't have to wait for a special "show and tell" meeting to show off your stuff – you can bring something along to any meeting night, have the floor for a few minutes and go down in history. Everyone likes to see other people's work to appreciate and envy. Even mistakes are welcome as education.

I look forward to seeing you all at our next meeting.

Mike Reddyhoff: President

MEETING MINUTES

FEBRUARY 2010

The meeting was called to order by Mike Reddyhoff at 7:00 pm. There was a large turnout considering that there was a forecast of snow for the evening.

Business:

Mike reminded members that we were guests of Klingspor and to be careful where we placed our drinks and snacks at break time. A short demonstration of the correct way to stack our chairs was also provided. He then introduced Alan Leland who will be demonstrating turning a stool leg at our next meeting. He will also be holding a turning workshop on Sat March 20th; the cost will be \$30.00. This is a very reasonable sum, considering the amount of knowledge that can be gained by attending one of Alan's classes.

Program:

Mike then turned the floor over to Gregory Paolini the featured speaker of the night. During the next two hours, Gregory walked us through the history of the Arts and Crafts movement and introduced us to some of the key figures behind it. Through examples of their work he demonstrated how each man influenced the movement. He also gave us a look into the lives of these people. It seems some of these boys really help make the twenties raw. If you missed the meeting and want to hear all the dirt you will have to view the CD. As break time approached the snow also began to fall and some of the members thought it best to leave early. The break was kept short and in an effort to get everyone home before the weather turned really bad. Greg moved quickly through the rest of his presentation. He introduced us to some of his contemporaries who were keeping the movement

UPCOMING PROGRAM

April 20th

Subject: *Basic Cope and Stick Joinery*

Speaker: *Mike Paste*

Workshop: Saturday April 24th

I'm sure many of you have considered trying your hand at "Rail and Stile", also known as, "Cope and Stick" joinery, but have never followed through on it. Well, you will have a chance to make that a reality with this program and workshop by Mike Payst.

Rail and Stile router bit sets enable a woodworker, without a shaper, to make the stiles and rails for cabinet doors using a table mounted router. Mike will lead us through the process to make these joints and will show some typical projects to demonstrate what the bits can do." The geometry of various bit shapes will be shown, followed by how to plan your job. Cutting sequence will be discussed along with some tips to assure success.

The Saturday workshop will take you through the steps of making a raised panel cabinet door that you can take home with you. Tuition will be \$30 and there will be a material charge of approximately \$15. Class size will be limited to 5 or 6, so sign-up early! Location: Terry Tenhouse's workshop

Host:
Bob Nauman



alive through the fine hand made furniture they produce today. I believed we all left the meeting with a new appreciation of the Arts and Craft style of furniture and a desire to learn more about it.

Respectfully submitted,
by: Joe Gorman for Bill Anderson, Secretary



HANDTOOL WOODWORKING WORKSHOPS 2010

EDWARDS MOUNTAIN WOODWORKS

fine handtool woodworking: creating and teaching in wood

Date	Workshop
March 6	Making a Simple Dovetailed Box (Woodwright School) *
March 7	Hand Saw Sharpening
April 3	Advanced Dovetail Joinery
April 4	Advanced Dovetail Joinery
May 1	Advanced Mortise and Tenon Joinery
May 2	Advanced Mortise and Tenon Joinery
May 8-9	Traditional Jointer Plane *
May 22-23 May 29-30	Queen Anne Footstool *
July 10-11 July 17-18	Classically Designed Wall Hung Shelf *
August 7-8 August 14-15	Elegant Side Table *
August 28-29	Making Handcut Moldings
Oct 24-31	Fan Back Windsor Chair (John C. Campbell Folkschool) *
Nov 13-14	Traditional Toted Smoothing Plane *

TWA 2010 Programs Now Available On-Line

The new program schedule is complete and has been added to the TWA Google calendar website. You can access this calendar on the twa home page at URL: <http://www.ibiblio.org/twa/>. This will open the calendar and you will have access to all the program, workshop, etc. information for the full calendar year. The Agenda tab at the top right of the calendar will give a more detailed and multiple month view. It is our intent to keep the calendar current, so it will provide a ready resource for all upcoming activities. To make this happen I will need your timely inputs for any and all calendar worthy items.

Program Committee Chairman: **Terry Tenhouse**
ttenhouse@gmail.com

MEMBERSHIP

If you see a colored dot on a name tag it indicates that the person is a new member, be sure to say hello and welcome them to our club.

We have three new members: *Jerry and Linda Stephens*, of Fuquay Varina, *Stephen Foster* of Chapel Hill

You might notice that there is quite a rise in the membership number this month. Recently the board voted that the published number will represent *all members* rather than only full paying members. Therefore, spouses (who are club members) are now counted in the tally. This gives a more accurate account of our woodworking "family".

Membership Chairman: **Kay Baker**

2010 PROGRAMS

UPCOMING EVENTS

<i>Month</i>	<i>Program</i>	<i>Speaker</i>	<i>Workshop</i>	<i>Host</i>
March 16 th & 20 th (tuesday & saturday)	Woodturning for Furniture Makers	Alan Leland	Saturday	Mike Reddyhoff
April 20 th & 24 th (tuesday & saturday)	Basic cope & stick joinery using router bits	Mike Payst	Saturday	Terry Tenhouse
May 18 th (tuesday)	Vacuum Veneering	Jay Speetjens	None	Bob Nauman
June 15 th (tuesday)	Dovetail jigs (Leigh vs. Porter Cable)	Mike Reddyhoff/Bruce Wrenn	None	Jim Kroeger
July 16 th -18 th (friday-sunday)	Table & case construction	Will Neptune	Sat/Sun	Ed Mastin
August 17 th & 21 st (tuesday & saturday)	Sharpening with sandpaper	Bruce Wrenn	Saturday	Fred Ford
September 21 st (tuesday)	Historical hand tool discussion and demo	Brian Coe (Old Salem)	None	Bill Anderson
October 19 th (tuesday)	Chip carving	Leon Harkins	None	Jim Kroeger
November 19 th (friday-sunday)	Building a table from one board	Kelly Mehler	Sat/Sun	Jim McNeill
December 14 th (tuesday)	Show & Tell / Toys for Tots / Social	Various club-members	None	Fred Ford

Mentors

The purpose of this program is to have a reference guide of whom to call when you need to “pick someone’s brain”, because Rule #1 in woodworking: nobody has a commodity on brains! This list of people includes: contact information, projects the Mentors are comfortable offering advice about, and skills they would be able to help with.

<i>Mentor</i>	<i>Service/Skill Offered</i>	<i>Phone Number</i>	<i>Email Address</i>
Bernie Bogdon	Relief Carving	(919) 850-0739	sabile_27615@yahoo.com
Hugh Fish	Chairs, Joinery, Machinery & Power Tools, Mantles, Routers, Tables and TV Cabinets, Turning	(919) 467-5696	hughpatfish@yahoo.com
John Margeson	Baby furniture, Beds, Bookcase, Chairs, Chest, Decks, Tables	(919) 876-3476	jmalice@bellsouth.net
Scott Miller	Compound Cutting, Scroll Sawing	(919) 233-0204	smi11er@aol.com
Mike Resar	Baby furniture, Beds, Bookcase, Cabinets, Chest, Drafting, Dressers, Tables, TV Cabinets	(919) 876-1664	atwaterla@ncleg.net
Allen Campbell	Simple inlay, Staining/dyeing, Pen turning, Cabriole legs	(919) 772-4551	aacjr@nc.rr.com
Cecil Raynor	Joinery, finishing, tables, chairs	(919) 870-0508	raynorc@bellsouth.net

MENTORS Needed

The purpose of TWA is to provide a forum for woodworkers to gather, exchange information & further the art of woodworking. To this end, those more skilled woodworkers are encouraged to become a Mentor to provide knowledge to other members regarding areas of the Mentors skill, experience & knowledge. If you are interested in being a mentor, and willing to help a fellow woodworker discover answers to their questions, please contact Larry Bradbury, 919-518-6891 or lbradbury12@yahoo.com

A REVIEW OF THE GREG PAOLINI WORKSHOP...

On February 13th & 14th, I attended the Gregory Paolini Morris chair workshop at Cecil Raynor's shop. In short, it was a great 2 days. People with a variety of skill levels attended and everyone seemed to get a great deal out of the presentation.

The first day started with a discussion of the considerations a professional furniture maker uses regarding figure, costs, use of materials and time. These included: jigs vs. measuring and cutting; how to choose where to cut for best figure vs. least waste; and use of gang cutting and resawing. Attendees did some hands on sawing and resawing.

Next, there was a discussion of the various glues available and which ones Greg uses for each situation and why. It covered PVA (yellow), Plastic Resin, and Hide glues, their properties and best uses. This discussion was typical of the weekend, in that it was a free give and take, which began with specific considerations for the Morris chair, but evolved to cover more general properties and uses of the glues.

Following that, Greg showed us his layout technique for the joinery and, in the process, there was a discussion of planer snipe. He built a simple jig, which all but eliminated the snipe from Cecil's planer. He also showed us simple gages he uses to draw layout lines without measuring each one.

The day ended with several people cutting mortises on his home-built slot mortiser. It was really slick and easy to use. I don't think I have ever seen mortises cut as fast and accurately. You can see how to make the mortiser In Fine Woodworking Issue 174.

On the second day, we discussed why and how Greg pre-finishes parts before assembly and several people cut mortises using a plunge router. These mortises were in parts which would have been more difficult to position on the slot mortiser. This is another example of the way the presentation covered multiple options to reach a result and why one is better than another in a particular situation. It also covered a novel way of controlling the router by using two fences, one on each side of the work.

A good portion of the afternoon was spent on the complex layout and cutting of the joints between the arched arms and the legs using through tenons. In the process, Greg showed us a universal pattern routing jig, which he used to cut curves. He also demonstrated cutting the through mortises in the arms by drilling out the waste and finishing with a chisel.

The day ended with discussions of chisels and scrapers – how to choose and use them – and of the various finishing products and techniques he uses.

Overall, it was a good weekend, even for someone who, like me, doesn't really like Morris chairs. Greg is a comfortable guy to talk to and shares his knowledge freely. Most of what he covered can be applied to almost any project in our shops. The workshop was a bargain at \$70 for two days.

Thank you to ~ Allan Campbell ~ for sharing this with us.

Candid photos from the workshop...




NCSU Tool Crib UpDate


In April 2009, several TWA members designed and built a 8' wide by 7' tall tool cabinet for the newly renovated NCSU Craft Center. The cabinet's interior was



Painted white and then delivered to NCSU with bare walls and shelves.



Students later added the many customized tool holders shown in these photos.



TWA Sponsors

<p>Ashcroft Saws and Tools 876-3223 3216-G Wellington Ct, Raleigh, NC 25% off list on blades and 10% off on sharpening</p>	<p>Wurth Wood Group 231-6620 4213 Poole Rd, exit 15 off 440 Raleigh, NC (Preferred prices for TWA members) http://wurthwoodgroup.com</p>
<p>Capitol City Lumber Co. 832-6492 4216 Beryl Road, Raleigh, NC 1-800-244-6492 Special prices to TWA members http://www.capitolcitylumber.com/</p>	<p>Raleigh Saw 832-2248 5805 C Departure, Raleigh, NC 27616 (10% discounts on all new products)</p>
<p>The Hardwood Store 1-888-445-7335 Gibsonville, NC Discount: 10 cents per board foot www.hardwoodstore.com</p>	<p>Stock Building Company 828-7471 3000 Yonkers Rd Hwy. 64 & Old US 1</p>
<p>Guy C. Lee Building Materials 362-1444 900 N. Salem St., Apex, NC</p>	<p>Tarheel Wood Treating Co. 467-9176 Highway 54, Morrisville, NC ▶ Contractors prices on all wood products ▶ Show TWA card before order is written</p>
<p>Klingspor's Woodworking Shop (919) 876-0707 3141 Capital Blvd. (.9 mile N of Beltline exit 11) (10% discount excluding lumber and power tools) www.woodworkingshop.com</p>	<p>Edwards Mountain Woodworks fine handtool woodworking: creating and teaching in wood. For further information on the workshops, schedule, and tools needed and any other requirements email Bill Anderson at bill@edwardsmountainwoodworks.com or call 919-932-6050, evenings. <i>Tuition discount for club members.</i></p>
<p>Thw Wood Artists' Gallery & Specialty Woods PO Box 86 1186 Salter Path Road phone: 252-726-1400 Cell & Fax: 919-923-1433 Salter Path, NC 28575 Contact: Paula Labelle information@nicefigures.com http://www.nicefigures.com 10% discount, and contribute to the raffle</p>	<p>Woodworker's Supply of NC Store (336) 578-0500 1125 Jay Lane, Graham, NC Mail order 1-800-645-9292 www.woodworker.com</p>
<p>East Wake Hardwoods & Gallery (919) 269-9455 113A West Gannon Avenue Fax:(919) 269-7078 Zebulon, NC 27597 http://eastwakehardwoods.com/ 10% Discount to club members</p>	<p>Yarnell-Hoffer Hardware 942-3500 145 Rams Plaza, Chapel Hill, NC www.doitbest.com/yh 10% discount except power tools & sale items</p>
<p>Woodcraft phone: 919-781-1911 fax: 919-781-1980 4317 Pleasant Valley Road Email: raleighwoodcraft@bellsouth.net http://www.woodcraft.com Raleigh, NC 27612 Provides a \$25 gift certificate at each TWA meeting for the raffle.</p>	
<p>Classified ads are free to all current members. Ads will run for two issues. If you would like something listed, please send a note to the editor at: TriangleWoodworkers@gmail.com</p> <ul style="list-style-type: none"> ➤ Interested in antique/traditional woodworking tools? To find out about Mid-West Tool Collectors Association, contact Ed Hobbs at 828-2754 or hobbsed@portbridge.com (99/99) ➤ SHOP EQUIPMENT FOR SALE - ROGER WILSNACK - 2405 Beechview Ct., Raleigh, NC 27615 847-1190 details and listing later in the newsletter. A total of 23 items available for sale. 	

Tuesday March 16th Turning for Furniture Makers.....1

About TWA/Mission Statement.....2

Club Officers and Committee Chairmen.....2

By the Numbers.....2

Membership Numbers.....2

President's Corner.....2

President's Corner *continued*.....3

Minutes of TWA February meeting.....3

Tuesday April 20th Basic Cope and Stick Joinery.....3

Edwards Mountain Woodworks Offerings.....4

Programs available Online.....4

New Members.....4

2010 Programs.....5

Mentors listing.....5

Greg Paolini review with photos.....6

NCSU Tool Crib update with photos.....6

TWA Sponsors.....7

Classified Ads.....7

SPECIAL ATTACHMENT

Tool Sale items from Roger Wilsnack

Attention Members

Regular club meetings
begin at 7 PM!

The Woodworkers Prayer

Oh Lord, so far today I've not hurt myself nor anyone else. I've not coveted my neighbor's tools, and I've not damaged any of mine. I've not been led into temptation to buy one of those fancy laser guided saws that Norm uses on The New Yankee Workshop. I've not messed up any of my projects, nor had any cause to take Thy name in vain.

For this I give thanks. But, Lord, I'm gonna get out of bed pretty soon, and then I'll need all the help you can offer...

Triangle Woodworkers Association
PO Box 4206
Cary, NC 27519

SHOP EQUIPMENT FOR SALE
ROGER WILSNACK
 2405 BEECHVIEW CT., RALEIGH, NC 27615
 847-1190

Oneida Air System & Ductwork (2002)	\$1500.00
Delta Unisaw ~ 10" Tilting Arbor Saw w/ side & end extensions and mobile base,	\$2000.00
Delta Model 10 Radial Arm Saw ~ Serial #88H51883, Cat. #33-990	\$1200.00
Excaliber Scroll Saw (NEW) ~ Ex21E, Serial 02060037	\$ 525.00
Tormek Water Cooled Sharpening System, T-7 ~ w/ all in the box accessories	\$ 770.00
Air System JDS Air Tech 2000 8-12 ~ w/ washable filter	\$ 300.00
Dewalt Planer Type I, 13" thickness ~ Serial 200344-CT 10267	\$ 500.00
Bosch 4410L, 10" Dual-Bevel Slide ~ Miter Saw Serial #58316 1418 ~ Stand, Model #SS2875, Rousseau Co. 1-800-635-3416	\$ 500.00
Delta DJ-20, 8" Jointer ~ Serial #J0047, Cat. #37-350 ~ Base: Serial #96A00377, Cat. #52-671, 230 Volt PH1	\$1,200.00
Porter Cable Air Compressor ~ Model 5510, 20 gallon, 150 psi	\$ 350.00
Delta Floor Model Drill Press ~ W/ Twin Laser Guides	\$ 300.00
Bosch Roto Zip	\$ 125.00
Panasonic Variable Drill 15.6 V	\$ 125.00
Porter Cable Router Model # 7529	\$ 175.00
DeWalt Disc Jointer	\$ 125.00
Ryobi Router 3 HP	\$ 150.00
Bosch Jig Saw	\$ 75.00
Porter Cable Dove Tail Jig ~ With 5 Templates	\$ 100.00
Delta Wet Dry Grinder	\$ 50.00
Jessem Router Table & Mobile Base ~ with Porter Cable Router Model 75182	\$ 200.00
Powermatic Lathe Model 3520B ~ (only approx 20 hr use)	\$2650.00 Or Best Offer