



March

www.trianglewoodworkers.com

2011

TWA NEWS

March 2011

Issue 3

Friday

April 15th, 2011

Next Meeting:

Saw Blades 101

Tuesday March 15th, 2011 7:00 PM

*The Woodworking Shop
3141 Capital Boulevard
Raleigh, NC*

Several members meet at 6:00pm Buffalo Brothers
Pizza & Wings for dinner prior to the meeting.

Tuesday

March 15th, 2011

Subject: Saw Blades 101
Speaker: Tom Ferone



March's program "Saw blades 101", will teach you the why's and how's of the wide range of saw blades available for woodworkers. It will cover how to choose the correct blade for your saw and your material. Also, Tom will cover the difference between ATB, TCG, ATB+R, High ATB, & FTG blades, and how to keep your blades cutting clean and provide tips to getting them sharpened correctly.

For those newer members who may not know Tom, he is an experienced woodworker with over 15 years experience. He is currently a Woodworking Specialist for Freud, where he has been for 2 years, traveling throughout the Southeastern US. Prior to working for Freud, he worked for Klingspor for 41/2 years, Woodcraft for 5 years and one year with Raleigh Saw. So he is well qualified to speak on this subject.

Host: Bob Nauman



(TCG) Triple Chip Grind

Subject: Fine Tuning Power Tools
Speaker: John White
Workshop: Saturday/Sunday 16th & 17th

Have you ever had a power tool which wasn't doing exactly what you wanted, or have you ever adjusted a tool only to have it worse than before. If so, you will want to attend our April meeting and workshop. John White, the former shop manager of Fine Woodworking Magazine will discuss setup and use of woodworking machines. As he says: *If you are going to use power tools to bring wood to its final dimensions and joint making, properly set up woodworking machinery makes the process go smoothly and can save you a lot of frustration. I will discuss how small inaccuracies in machine set up can lead to unexpectedly large problems when it comes to assemble a piece. I will also discuss how wood movement does, and does not affect accuracy, and some of the basics of designing and working with wood to compensate for wood movement.*

In the weekend workshop he will first cover how to check and adjust your squares for accuracy since they have to be accurate before using them for power tool set up and for woodworking in general. After which he will cover the basics of machine maintenance and then the set up of table saws, jointers, band saws, and benchtop planers will be demonstrated.

Be sure to sign up at the March meeting as I expect spaces to go quickly.

Host: Allan Campbell

MEMBERSHIP

We welcome three new members this month,
Dan Wall and Kenneth Vincent of Raleigh,
Jonathan Brimfield of Chapel Hill.

A colored dot on a name tag indicates that the member is new, so be sure to say hello and welcome them.

Membership Chairman: Kay Baker

TWA News...

1

March 2011

ABOUT THE TRIANGLE WOODWORKERS ASSOCIATION

The Triangle Woodworkers Association (TWA) is a nonprofit educational corporation. The TWA is dedicated to teaching woodworking techniques through seminars, classes, and workshops; participants are required to sign waivers absolving liability for TWA or its designated representatives. The TWA promotes woodworking education and community interest in woodworking and in general sharing a love for wood.

Club Officers and Committee Chairmen

Executive Board

President: Alan Campbell, (919) -----
aacjr@nc.rr.com

Vice President: Terry Tenhouse, (919) 545-9862
ttenhouse@gmail.com

Secretary: Bill Anderson, (919) 932-6050
willardanderson@bellsouth.net

Treasurer: Hugh Fish (919) 467-5696
hughpatfish@yahoo.com

Members at Large: Larry Bradburry, Larry Hendrick

Committee Chairman

Program:-----Terry Tenhouse, (919) 545-9862

Nominating:-----Mike Reddyhoff, (919) 676-9180

Toys for Tots:-----Fred Ford, (919) 469-9575

Newsletter:-----Diane Philyaw, (919) 764-9266
irishrose2365@yahoo.com

Library:-----Kay Baker, (919) 696-8504
kdbakerkdb@yahoo.com

Publicity:-----Larry Hendrick, (919) 971-6684
redwingertwa@earthlink.net

Mentor:-----Larry Bradbury,
lbradbury12@yahoo.com

Facilities:-----James McNeil,
3jp3mcn@bellsouth.net

Raffle:-----Mike Payst,
mpayst@nc.rr.com

Sponsor:-----Bill Anderson, (919) 932-6050
willardanderson@bellsouth.net

Hospitality:-----Kay Baker, (919) 696-8504

Internet:-----Jim Kroeger, (919) 362-5741

Photographer:-----Ron Heidenreich, (919) 848-1134

Membership:-----Kay Baker, (919) 696-8504

Audiovisual:-----Tom Revelle, (919) 387-8286

Refreshments:-----Janet Batker

TWA News is published monthly and is mailed/e-mailed to members, sponsors, and associates.

If you are interested in contributing articles, please send to

Triangle Woodworkers Association

P.O. Box 4206

Cary, North Carolina 27519-4206 or

trianglewoodworkers@gmail.com or irishrose2365@yahoo.com

BY THE NUMBERS

Treasurer's Report

Beginning Bank Balance:	\$7969.17
Income:	\$180.00
Expense:	\$158.98
Ending Bank Balance:	\$7,990.19

Note that these figures, as usual, exclude the petty cash fund, as well as the other "slush" funds.

Submitted by: Hugh Fish

MEMBERSHIP

Total Members:	182
New Members:	3

THE PRESIDENTS CORNER



February's program was "Your favorite Tips and Jigs" presented by our members gave me some concern that we wouldn't have enough participation to fill the time. Boy, was I wrong! As the tables filled up, I became worried that we wouldn't finish on time. I wish I had counted the participants and/or jigs. There were a lot, and very few duplicates, if any. Jigs ranged from pretty simple to mighty complex. I am going to be sure to borrow the DVD from the club library and make notes on several. A hardy thank you to those who brought something to share, your participation made for a great meeting. I particularly want to thank Bruce Wrenn, as you might suspect, he brought a fair number of items and cut his presentation short so that we only ran about 15 minutes overtime. Paul Rolfe, the Klingspor store manager, announced that he is the author of a new book on carving "Bellamy Eagles." Here is the description from Amazon.com: *"John Haley Bellamy (1836-1914) was a folk art woodcarver from New England, best known for his eagles. These symbols of America in his unique style make them ideal projects for carvers of all skill levels. Learn about Bellamy himself, and see 293 color photos with step-by-step instructions. This informative guide discusses the tools, with instructions to carve three differently styled eagles ("Portsmouth," pilothouse, and soaring). Instructions include gold leaf application as a finishing detail. Patterns are provided. This book will be a treasure for all who enjoy carving in this distinct style."*

Paul also announced that he has negotiated an arrangement with *Horizon Forest Products* whereby he will have sheet goods available at the Woodworking Shop. This should be a real benefit, particularly if you are looking for something special. Horizon has a big selection, but doesn't sell less than 5 sheets. Paul also got some figured maple, which Horizon considered undesirable because it wasn't plain enough to use for flooring. Keep an eye on Paul's stock for it to appear.

The 2011 schedule of meetings and workshops is up on the TWA website calendar and I think it is great. Terry and his committee have outdone themselves this year. Everyone should take a close look at the workshop offerings. I am sure there is

“Man is a tool-using Animal. Nowhere do you find him without tools; without tools he is nothing, with tools he is all.”

- Thomas Carlyle

The Society of American Furniture Makers would be having their meeting at the store on the first weekend on April and we were welcome to attend.

Last but not least he wanted to make us aware of a new book on carving the store would be carrying, and it just so happens that he is the author. We wish him a great success with his new book.

Allen announced that the member he had chosen to recognize this month was Terry Tenhouse for his hard work on the program committee.

Program:

This Months program was “*Our Favorite Tips and Jig*” and was hosted by Jim McNeil.

Eighteen members brought in one or more jigs that they had found to be helpful in their shops. Some had been made following plans found in one of the many wood working magazines available today and a very few had been bought. Others were designed and built by the member to fill a special need. All were well made and more then capable of doing the jobs they were intended for. Each member explained how their jig worked and where to find the plans if you wished to build one yourself. Each jig was a great example of skill set and the ingenuity of our members and showed the pride that the builders placed in each piece of work.

Respectfully submitted by:

Joe Gorman for Bill Anderson - secretary


Woodshopics.com

Woodshopics is a Free Woodworking Site designed to help Woodworkers and promote Woodworking ideas. Build your own Woodworking Tools, learn new Woodworking Tips, see pictures of Woodworking Projects, discover new Woodworking Links, and much more.



Step by Step
Instructions for
Building the Hand Tool
Storage Rack

<http://www.woodshopics.com>



something there to interest each member and hope everyone will plan to attend at least one workshop. We have everything from design to finishing. Remember, part of the cost of workshops is covered by club dues, so, if you don't participate, you aren't getting all you can from your dues. We have made the workshops very affordable when compared to the same course elsewhere. Google a presenter's name and see what they charge at a woodworking school for a similar class, then add travel and lodging. What we charge usually won't even cover the gas for travel to a class.

This month I recognized Terry Tenhouse for his efforts on behalf of the club. He is a Board member and chairs the Program Committee (and therefore gets credit running a super team effort). He also volunteers his house for several T4T workshops and attends others every year. He is most definitely one of the folks I look to for advice and when I need someone to help with a club effort. Terry holds a wealth of knowledge and does not mind sharing when asked. Terry, it is a pleasure to know you and work with you!

As you know we recently bought the web address **trianglewoodworkers.com**. With this new web address, we are considering redesigning/updating our site. Unfortunately, I haven't a clue how to do it or what can reasonably be done. If anyone has expertise (even a little is more than I have) in website creation/design and is willing to help, please call or e-mail me.

For those of you who enjoy woodworking shows, they will be in Chantilly, VA outside Washington, DC on March 10, 11 & 12, and in Charlotte on March 25, 26 & 27. Also for you old tool collectors, PATINA (The Potomac Antique Tools and Industries Association, Inc.) will hold its annual tailgating and auction on March 19 in Damascus, MD.

Next month's presentation is “Saw blades 101”, by Tom Ferrone which will teach us the why's and how's of the wide range of saw blades available for woodworkers

President: Allan Campbell

MEETING MINUTES

FEBRUARY 2011

Attending:

The meeting was opened by our President, Alan Campbell. Alan welcomed visitors and encouraged them to join the club. He then turned the chair over to Paul, manager of the Klingspor store and our host for a few announcements.

Announcements & Show and Tell:

Paul wanted to remind all of us that the Carving show is March 19th and our entries should be ready. The Klingspor store will be hosting this event.

He also stated that the store was working on an agreement with Horizon Forest Products and would soon be carrying their sheet goods.



HANDTOOL WOODWORKING WORKSHOPS 2011 (Jan-June)

EDWARDS MOUNTAIN WOODWORKS, LLC

fine handtool woodworking: creating and teaching in wood

In addition to the workshops listed below, I am also teaching workshops at the John C. Campbell Folk School (www.folkschool.org) in Brasstown, NC and at the Woodwright's School (www.woodwrightschool.com) in Pittsboro, NC. Check these websites out for details about those workshops.

Date	Workshop
March 5	Advanced Dovetail Joinery
March 6	Advanced Dovetail Joinery
March 12-13	Handcut Moldings: Working with Molding Planes
April 16	Advanced Mortise and Tenon Joinery
April 17	Advanced Mortise and Tenon Joinery
May 13-15	Make a Traditional Molding Plane
May 21-22	Make a Saw Sharpening Vise
June 4-5	Bench Plane Skills and Techniques

My workshops focus on hand tool woodworking skills and techniques, and are generally from 9 am to 5 pm each day, often later in the evenings. In some cases, either experience or a previous workshop is required. All tools and a comprehensive manual are provided for each workshop. A tool list is available, and students are encouraged to bring their personal tools as well. Workshop fees are \$100/day with a \$15/day general materials fee. Some classes may have a project-specific materials fee as well. I provide lunch each day, please inquire regarding dietary restrictions.

For more information contact:

Bill Anderson

57 Woodside Trail

Chapel Hill, NC 27517-6077

919.932.6050

<http://www.edwardsmountainwoodworks.com>

2011 PROGRAMS

UPCOMING EVENTS

Now Available On-Line

@

<http://www.ibiblio.org/twa/>

Month	Program	Speaker	Workshop	Host
March 15 th	Saw Blades 101	Tom Ferone	None	Bob Nauman
April 15 th <i>(FRIDAY)</i>	Fine Tuning Power Tools	John White	Sat/Sun	Allan Campbell
May 20 th <i>(FRIDAY)</i>	Inlaid Spice Box	Glen Huey	Sat/Sun	Bill Anderson
June 21 st	Marquetry	Beth Woody	None	Bruce Wrenn
July 19 th	Station Skills Demo	Club Members	None	Jim McNeill
August 19 th <i>(FRIDAY)</i>	Customizing Finishes	Dexter Adams	Saturday	Terry Tenhouse
September 20 th	Furniture Design	J. Speetjens	None	Bob Gabor
October 21 st <i>(FRIDAY)</i>	Heirloom Tool Chest	Chris Goch-nour	Sat/Sun	Mike Reddyhoff
November 15 th	Spray Finishes	Dave Bubacz	Saturday	Mike Reddyhoff
December 13 th	Toys for Tots	Club Members	None	Fred Ford

TWA News...

5

www.trianglewoodworkers.com

Mentors

The purpose of this program is to have a reference guide of whom to call when you need to “pick someone’s brain”, because [Rule #1 in woodworking: nobody has a monopoly on brains!](#) This list of people includes: contact information, projects the Mentors are comfortable offering advice about, and skills they would be able to help with.

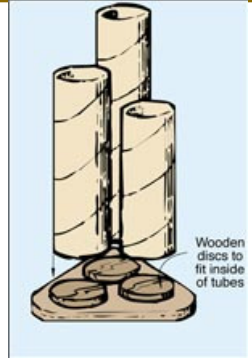
Mentors Wanted/Needed

The purpose of TWA is to provide a forum for woodworkers to gather, exchange information & further the art of woodworking. To this end, those more skilled woodworkers are encouraged to become a Mentor to provide knowledge to other members regarding areas of the Mentors skill, experience & knowledge. If you are interested in being a mentor, and willing to help a fellow woodworker discover answers to their questions, please contact Larry Bradbury, 919-518-6891 or lbradbury12@yahoo.com

Mentor	Service/Skill Offered	Phone Number	Email Address
Bernie Bogdon	Relief Carving	(919) 850-0739	sabile_27615@yahoo.com
Hugh Fish	Chairs, Joinery, Machinery & Power Tools, Mantles, Routers, Tables and TV Cabinets, Turning	(919) 467-5696	hughpatfish@yahoo.com
John Margeson	Baby furniture, Beds, Bookcase, Chairs, Chest, Decks, Tables	(919) 876-3476	jmalice@bellsouth.net
Scott Miller	Compound Cutting, Scroll Sawing	(919) 233-0204	smi11er@aol.com
Mike Resar	Baby furniture, Beds, Bookcase, Cabinets, Chest, Drafting, Dressers, Tables, TV Cabinets	(919) 876-1664	atwaterla@ncleg.net
Allen Campbell	Simple inlay, Staining/dyeing, Pen turning, Cabriole legs	(919) 772-4551	aacjr@nc.rr.com
Cecil Raynor	Joinery, finishing, tables, chairs	(919) 870-0508	raynorc@bellsouth.net
Doug Adams	CAD		dadams14@nc.rr.com

All round dowel storage & unique plant rack

<http://www.woodmagazine.com/wood/shopTipOfTheDay.jsp>




Dowels and threaded rods never seem to stay put in their assigned storage nooks. Wooden dowels are apt to warp or break before they are used. Cardboard cores from carpet rolls make excellent storage tubes for round material such as dowels. You can obtain the tubes from a local carpet dealer, then cut the tubes to various lengths (try 12", 20", and 30" for starters). Glue and nail wooden discs to a plywood base and fit the tubes over the discs. Or fit the tubes between ceiling joists.--From the WOOD® magazine shop

http://www.popularwoodworking.com/projects/folding_plant_stand



When you have a lot of plants to display, you are always looking for ways to show them off to their best advantage. Or maybe you just want to cover that hole where a gopher dug under the house. Either way this plant stand is a great way to make a few potted plants look like a huge display. And here's a bonus feature: the whole thing folds up flat so you can hang it on a garage wall in the off-season. You can make it using about three-quarters of a sheet of 3/4" CDX plywood, which is essential for outdoor use. The term CDX refers to the quality of the two face veneers and the glue between the plys. So CDX has a "C" and a "D" side ("A" being the best grade) with the "X" referring to the exterior-grade glue. The plys themselves are the same as in any other pine plywood. The shelves are designed to hold 6" pots, but with care, larger pots are also okay

February Club candid



www.trianglewoodworkers.com

TWA Sponsors

Ashcroft Saws and Tools 919-876-3223
3216-G Wellington Ct, Raleigh, NC
25% off list on blades and 10% off on sharpening

Capitol City Lumber Co. 919-832-6492
4216 Beryl Road, Raleigh, NC 1-800-244-6492
<http://www.capitolcitylumber.com>
Special prices to TWA members

Edwards Mountain Woodworks fine handtool woodworking: creating and teaching in wood. For further information on the workshops, schedule, and tools needed and any other requirements email Bill Anderson at bill@edwardsmountain-woodworks.com or call 919-932-6050, evenings.
Tuition discount for club members.

The Hardwood Store 1-888-445-7335
Gibsonville, NC www.hardwoodstore.com
Discount: 10 cents per board foot

Guy C. Lee Building Materials 362-1444
900 N. Salem St., Apex, NC

Klingspor's Woodworking Shop 919-876-0707
3141 Capital Blvd. (.9 mile N of Beltline exit 11)
www.woodworkingshop.com
10% discount excluding lumber and power tools

Raleigh Saw 919-832-2248
5805 C Departure, Raleigh, NC 27616
10% discounts on all new products

Stock Building Company 919-828-7471
3000 Yonkers Rd Hwy. 64 & Old US 1, Raleigh, NC

Tarheel Wood Treating Co. 919-467-9176
Highway 54, Morrisville, NC
*Contractors prices on all wood products
Show TWA card before order is written*

Woodcraft 919-781-1911
4317 Pleasant Valley Road fax: 919-781-1980
Raleigh, NC 27612
Email: raleighwoodcraft@bellsouth.net
<http://www.woodcraft.com>
\$25 gift certificate at each TWA meeting for the raffle

Woodworker's Supply of NC Store (336) 578-0500
1125 Jay Lane, Graham, NC Mail order 1-800-645-9292
www.woodworker.com

Wurth Wood Group 919-231-6620
4213 Poole Rd, exit 15 off 440 Raleigh, NC
<http://wurthwoodgroup.com>
Preferred prices for TWA members

Yarnell-Hoffer Hardware 919-942-3500
145 Rams Plaza, Chapel Hill, NC
www.doitbest.com/yh
10% discount except power tools & sale items

CLASSIFIED ADS

Classified ads are free to all current members. To have an item posted send a note to: TriangleWoodworkers@gmail.com or the our Newsletter editor at irishrose2365@yahoo.com.

All ads will run for 2 months unless otherwise notified of sale of item.

Interested in antique/traditional woodworking tools? To find out about Mid-West Tool Collectors Association, contact **Ed Hobbs at 828-2754** or hobbsed@portbridge.com

TWA LIBRARY

Each member is allotted 3 items at a time. Checked out items are to be returned at the next meeting. There is a late fee of \$2.00 per item per month. We hope this will encourage timely returns so other members may benefit from the information available.

Monthly meetings have been recorded on video cassette and then transferred to DVD. Most meetings are available -- some are still in the process.

Library News

A huge Thank You to Tommy Revelle for recording all of our monthly meetings and workshops. Another huge thank you to Tom Durand and Terry Brown for converting recordings from video cassette to DVD, our collection is currently up to date. The Gregg Paolini meeting and workshop was the last to be converted. At this time all items through our January 2011 meeting are available for viewing. Going forth we are recording straight to DVD, the only downside is that we will no longer have the tape back-up. We would like to copy each of the DVDs to ensure we always have a "good" copy as you never know what might happen. I am looking for someone with a little time and the ability to make copies of club dvd's, if you are able PLEASE give me a call at 919-696-8504.

Librarian: Kay Baker

Sample list of DVD's

Title	Author	Subject
Installing Kitchen Cabinets and Countertops	Law, Tom	Cabinetry
Chippendale Small Chest	Huey, Glen	Furniture
Mastering Your Woodworking Machines	Duginske, Mark	Power Tools
Turning Projects	Raffan, Richard	Turning
Turned Bowls Made Easy	Grumbine, Bill	Turning
Wood Turning Projects	Burningham & Christensen	Turning

Attention Members

Regular club meetings
begin at 7 PM!

*Remember,
a chip on the
shoulder is a
sure sign of
wood higher up.*
--Brigham Young

Tuesday March 15 th Saw Blades 101	1
Friday April 15 th Fine Tuning Power Tools	1
Membership	1
About TWA/Mission Statement	2
Club Officers and Committee Chairmen	2
By the Numbers	2
Membership Numbers	2
President's Corner	2
President's Corner <i>continued</i>	3
Minutes of TWA February meeting	3
Woodshopics.com	3
Edwards Mountain Woodworks Offerings	4
2011 Programs	5
Mentors listing	5
Library information	5
Dowel Storage	6
Unique Plant Stand	6
February Club Candids	6
TWA Sponsors	7
Classified Ads	7
TWA Library	7

www.trianglewoodworkers.com

Triangle Woodworkers Association
PO Box 4206
Cary, NC 27519