



# TWA Newsletter

**Next Meeting: Tuesday, October 19, 7:00 pm**

Location: Zoom videoconference; use the link, meeting ID and password below to join.

[https://us02web.zoom.us/j/84903337839?  
pwd=Sitqb1cwYoZEYjVScXIwOGcwbWtyUT09](https://us02web.zoom.us/j/84903337839?pwd=Sitqb1cwYoZEYjVScXIwOGcwbWtyUT09)

Meeting ID: 849 0333 7839

Password: 989435

Speaker: Ron Herman

Topic: Clamp Down Before You  
Screw It Up

Ron Herman specializes in restoration of historic and antique properties using period methods and tools. Much of Ron's woodworking knowledge comes from his progression through a formal apprenticeship to attain the rank of Master. Imparting knowledge is one of Ron's special skills. He's been instructing in one form or another on many different topics for more than 35 years.



Have you ever worked on a project based on a set of plans only to find out things weren't going the way you had expected? Zoom in with Ron Herman as he provides information about clamps, glues and fasteners project plans expect you to already know before you follow their instructions, complete with demonstrations and show-and-tell items.


If you have wondered why pin nails won't hold well in end grain, why your glue didn't stick, or why your screw suddenly moved out of line when you tightened it, this is the topic for you. Ron will also help you learn about the proper uses of different kinds and gauges of nails and screws, what countersink to use and how they coordinate with your nails, which clamps are appropriate for your uses/different species of wood and how to protect your project when using them, which woods require pilot holes for screws, and more, to greatly improve the success of your project.

We look forward to your attendance and questions!

Host: Mark Firley

## INSIDE THIS ISSUE

- October meeting ..... 1
- September meeting minutes... 2
- Membership committee ..... 2
- Sequential construction - Steve Latta ..... 3
- Toys for Tots status report..... 4
- Treasurer's report..... 5
- President's message ..... 5
- Upcoming meeting ..... 5
- Mentors..... 5
- Board and committee members ..... 6
- Sponsors ..... 7



# TWA GENERAL MEMBERSHIP MEETING—SEPTEMBER 21, 2021

*(meeting minutes: James Sapp)*

Roy Brookhart opened the meeting conducted using Zoom virtual technology. There were 33 people in attendance.

Shirley Troyer joined the meeting as a new member. She has moved into the Triangle and found us through a Google search. Jim Creasman attended the meeting as a guest. Jim is a member of NC

Woodworker, an organization focused on education, training, community service and camaraderie.

The board continues to work on plans to resume the in-person meetings at Klingspor. Having internet access at the Klingspor location is prime requirement to restarting these meeting to allow those members who cannot attended in-person to do so virtually. Klingspor has promised to provide the internet capability, but



*Our newest member Shirley Toryer joined the meeting (photo: Mark Firley)*

has not yet provided the timing of its availability.

Fred Ford reported that there are 51 TWA members and 11 non-members currently working on Toys for Tots. Fred is forecasting 4007 toys for the year. The annual December TFT presentation meeting format is still being formulated, complicated again this year by the recent surge of Covid cases and the restrictions involved. Three possible scenarios are being

considered: 1) Pot-luck dinner and presentation to the Marine Corps at St. Michael's Church in Cary, 2) Pot-luck dessert and presentation at some location to be determined and 3) a virtual presentation over Zoom (ala 2020). Fred will be firming up the plan in October.

There was no shop crawl tonight. Volunteers are needed to show off their shops in future shop crawls. Please contact Cecil Raynor or Joe Sabo to sign-up.

Ron Herman will be doing the presentation at the October 19th meeting discussing information about clamps, glues and fasteners that project plans expect you to already know before you follow their instructions, complete with demonstrations and show-and-tell items.

## NEWSLETTER CONTRIBUTIONS

Please send newsletter content for future newsletters to Fred Ford (fredford22@gmail.com) or Karin Pihel (karin.pihel@gmail.com).

Contributions for each newsletter are due by the last day of the previous month.

## MEMBERSHIP COMMITTEE

TWA is happy to welcome the following new member:

- Shirley Troyer

*Barton Meeks, Membership Committee*

# SEQUENTIAL CONSTRUCTION OF BUILDING PROJECTS — STEVE LATTA

*(meeting minutes: James Sapp)*

At the September meeting, Steve Latta conducted a presentation on sequential construction of building projects. Most woodworkers have an idea as to what needs to happen to complete a project, but the sequence of the milling and cutting is another matter altogether. In tonight's presentation Steve demonstrated how the sequencing of milling, cutting and assembly of lumber to build a small, single drawer nightstand produces a streamlined and surgical approach to the building process.

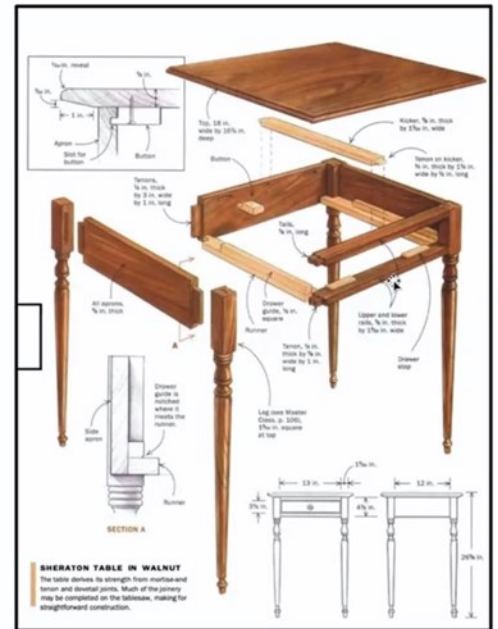
Contrary to what many might do, Steve makes the tabletop last. If made first, it would become a place where parts, tools and other stuff might be laid making it susceptible to possible damage. In addition, early milling the lumber for the top to a rough thickness may also not present the real, final figure of the wood and hence, the best way to arrange the material for gluing up the top.

Looking at the cut-list, Steve identifies all the pieces, both primary and secondary woods, of the same thickness and mills them at one time. Cutting to length is postponed until all of the milling of the parts is completed. Extra pieces are milled at the same time to provide set-up pieces and spares for downstream joinery.

The faces of legs are identified and

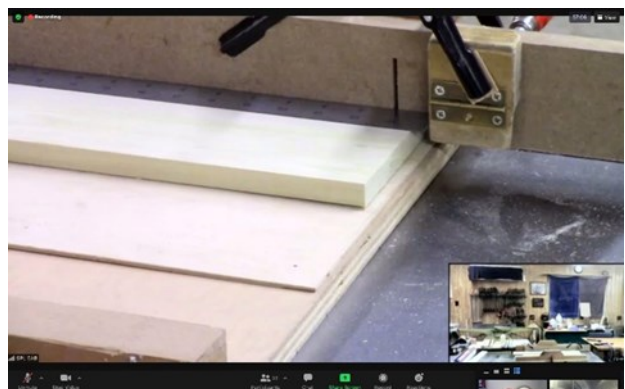

marked with crayon where the mortises and tenons will be placed. The mortises are cut using a plunge router with the help of a jig. The legs are cut to length and then tapered. The blades and the aprons (and legs) are cut to length using a cross-cut sled (with a fresh fence face to minimize tear out) on the table saw. He uses a shop-made flip stop to make sure pieces have consistent lengths. Steve places the inside faces and edges against the sled fence and base so that any tear out will be only be exposed on the faces on the inside of the table. Also, in cutting the pieces to length, Steve rotates (as opposed to flipping) the squared edge to the flip stop thereby keeping any tear out on the inside edge and face.

The next step in the process is establishing the shoulder-to-shoulder distance of the blades and aprons. It is vital to maintaining the squareness of the table that the shoulder-to-shoulder dimensions of the front and back pieces (blades and rear apron) are identical, and similarly for the left and right-side aprons and kicker. He finds the right set-up for the tenon shoulder and then processes all of the pieces that have the same shoulder to shoulder distance. After getting all of the critical shoulder dimensions set, Steve then cuts the tenons to the proper thickness using a shop-made jig that attaches to the table saw fence.



Regarding the top, Steve mills the lumber to within a 1/32" of final thickness before glue-up. This way he can see the real character of the wood. He also makes the top about an inch longer in length and width. Before detailing the edge, Steve sands the top through 220 grit. Doing this first prevents possible rounding of the edges that would destroy the edge detail.

Steve highlighted some of the shop-made jigs used to process parts for the table. These jigs include the tenoning jig used on the table saw, a router jig for mortising, and a bench clamping fixture to mark and cut the dovetail slot on the upper blade. Overall, Steve delivered a very interesting and informative presentation.



*Steve showing his cross-cut sled and flip stop (photos: Mark Firley)*

HOST	TOY	# of TOYS
Bob Gabor	Tote Boxes	50
	Volkswagon	400
Cecil Raynor	Heavy Duty Trucks	150
Terry Tenhouse and Roy Brookhart	Tic Tac Toe	50
	Soma Cube Puzzles	50
	Knick Knack Boxes	50
Jim Rhodes	Tractors	80
Joe Sabo (Klingspor)	Volkswagon	950
Pete Hodges	Volkswagon	300
Mark Firley	Short Trucks	50
	Short Tankers	50
	Long Trucks	50
	Hippos	50
	Pigs	50
Judy Sanwald and Bob Andrews	Fish crayon holders	50
Bob Guenther	Helicopters	50
Les Hall	Dogs	108
Bill Burton	Kinetic Rolling Balls	240
Bob Andrews	Blocks	25
	Puzzles	25
	Motor Graders	20
	Flower Crayon Holders	25
	Batmobiles	25
	Maxwell Cars	25
Joe Sabo	Trucks	300
	Cradles	2
	Ring Toss	20
	Keepsake Boxes	100
	Large Race Cars	10
	Tanks	80
	Poppers	100
Alex Knittel	Dogs	20
	Race Cars	50
	Volkswagons	50
	Small Cars	15
Tom Hegele	Tractors	100
Don Frankfather(deceased)	MISC.	112
<b>Total</b>		<b>3907</b>

## TOYS FOR TOTS STATUS REPORT

We are getting close to the end of the Toys for Tots 2021 Program. The Marine Corps will be opening their 2021 drive for Toys for Tots contributions in October. No toys will be accepted after December 18; therefore, we need to have our TWA general meeting before that. I am suggesting we have our December meeting on December 14.

Our current plan for the December TWA general meeting will be to have a show and tell from the workshop hosts at Klingspor. We will have an extended social break with beverages and a potluck dessert table. I will be asking for potluck volunteers so that I can control the number and make sure we have enough but not too much. I suppose I must add the disclaimer that plans may change depending on COVID-19 conditions.

Bob Andrews has checked with the St. Michael Catholic Church and the facilities will not be open to us this year. I'm hoping that 2022 will be a normal year and we can have a potluck dinner at an outside location. Back to normal at long last.

This year's program is running along quite smoothly with 14 workshops. We have quite a diversity of toys and the quantity is hovering around 4000. It's going to be a good year and there will be a lot of happy children because of your contributions.

I am attaching my table of toys to be made as a quantity estimated. Take note of the various toys that are being made. There is quite a variety, and I am looking forward to seeing them all in December.

We are doing quite well on our budget thanks to a lot of contributions - both reported and unreported. I've become aware of a few of the unreported contributions, and some are substantial. I will cover more details of the budget in my year-end report.

*Fred Ford*

*Chairman of the TWA Toys for Tots Program  
30-year participant, 20 as Chairman*

## UPCOMING MEETING

**Meeting Topic:** Traditional Woodcarving

**Speaker:** Mary May

**Date:** Tuesday, November 16

Mary will begin by sharing her woodcarving journey - what inspired her, how she got started, and where she learned to carve. She will then demonstrate the basic techniques of traditional woodcarving using long handled tools - how to hold the tools, how to stay safe with razor sharp gouges, and how to sharpen tools to get that razor edge. Mary will then demonstrate how to carve a flower in shallow relief, showing how to trick the eye into seeing extra depth in a very shallow carving.

*Host: Mark Firley*

### TREASURER'S REPORT (AUGUST)

Beginning Balance: \$9,896.62

Income: \$160.00

Expense: \$261.84

Ending Balance: \$9,794.78

Does not include Petty Cash of \$86.00

*Submitted by Jack Kite, Treasurer*

### PRESIDENT'S MESSAGE

Steve Latta, our featured speaker for the September Meeting, warned us. He told us to be prepared to take lots of notes. I don't know about you, but I have a page full of his ideas on how to improve your shop skills.

Monthly meetings conducted with Zoom have opened opportunities for Mark Firley and the Program Committee to get some top notch speakers. Thanks Mark and keep up the good work. I know Mark is anxious to have some of our members make presentations so let him know if you have a project or process that you can share in an upcoming meeting.

We are still working with Klingspor's to resume our in person meetings. As we have communicated, our plan is to resume in person meetings and to have a concurrent Zoom session. Unfortunately, Klingspor's does not have a firm date for when we can use their in-house internet system. When we have this date, we will get the details out to you. I look forward to getting back together with you all.

Happy Woodworking,

*Roy Brookhart*

## MENTORS

<b>Mentor</b>	<b>Service/Skill Offered</b>	<b>Phone Number</b>	<b>Email Address</b>
Hugh Fish	Chairs, Joinery, Machinery & Power Tools, Mantles, Routers, Tables and TV Cabinets, Turning	(919) 467-5696	hughpatfish@yahoo.com
John Margeson	Baby Furniture, Beds, Bookcase, Chairs, Chest, Decks, Tables	(919) 876-3476	jmalice@bellsouth.net
Mike Resar	Baby furniture, Beds, Bookcase, Cabinets, Chest, Drafting, Dressers, Tables, TV Cabinets	(919) 876-1664	atwaterla@ncleg.net
Allen Campbell	Simple inlay, Staining/dyeing, Pen turning, Cabriole legs	(919) 772-4551	aacjr@nc.rr.com
Cecil Raynor	Joinery, Finishing, Tables, Chairs	(919) 815-9155	cecil_raynor@yahoo.com
Amy Dowden James Sapp	Google SketchUp	(919) 932-6252 (919) 586-7280	amydowden1@gmail.com james.b.sapp@gmail.com
Ken Serdar	CNC woodworking		ken.serdar@gmail.com

# BOARD AND COMMITTEE MEMBERS

## POSITION

President  
Vice President  
Secretary  
Treasurer  
At Large Board Member  
At-Large Board Member  
At-Large Board Member

## BOARD MEMBER

Roy Brookhart  
Mark Firley  
James Sapp  
Jack Kite  
Chris Gebhardt  
Dick Raup  
Joe Sabo

## COMMITTEE

Program Committee  
  
Toys-for-Tots Committee  
  
Nominating Committee  
Newsletter Publications Committee  
Library Committee  
Publicity Committee  
Sponsor Committee  
Internet  
Mentor Committee  
Membership Committee  
Audio/Visual Committee  
Photographer  
Social Media  
Raffle Committee  
TWA Duties and Responsibilities Editor

## CHAIRPERSON / MEMBERS

**Mark Firley** / Judy Sanwald, Fred Ford, Terry Tenhouse, Allen Campbell, Jeff Leimberger, Terry Brown, Hal Brown, Mike Payst, Bob Nauman, Bob Andrews, Jerry Rhoades  
**Fred Ford** / Cecil Raynor, Pete Hodges, Bob Gabor, Terry Tenhouse, Hugh Fish and Judy Sanwald, Jim Rhodes, Mark Firley, Les Hall, Joe Sabo, Alex Knittel, Bill Burton, Bob Guenther; Bob Andrews, Ken Serdar, Roy Brookhart, Tom Hegele  
to be filled in early 2022  
**Karin Pihel** / Fred Ford  
**Jerry Rhoades**  
**Roy Brookhart**  
OPEN  
**Paul Holzworth**  
**Allen Campbell**  
**Barton Meeks** / Judy Sanwald, Paul Holzworth, Sue Bunch  
**Tom Revelle** / Leon Abbas, James Chamberlain  
**Mark Firley**  
**Chris Gebhardt**  
**Mike Payst**  
**Fred Ford**

## TWA SPONSORS

### **Ashcroft Saws and Tools**

919-876-3223

3125 Gresham Lake Rd. Unit 116

Raleigh, NC 27615

[www.ashcroftsaw.com](http://www.ashcroftsaw.com)

*25% off list on blades and 10% off on sharpening*

### **Capitol City Lumber Co.**

919-832-6492

4216 Beryl Rd.

Raleigh, NC

1-800-244-6492

[www.capitolcitylumber.com](http://www.capitolcitylumber.com)

*Special prices to TWA members*

### **The Hardwood Store**

1-888-445-7335

Gibsonville, NC

1-888-445-7335

[www.hardwoodstore.com](http://www.hardwoodstore.com)

*Discount: 10 cents per board foot*

### **Keglers Woodworks LLC**

919-608-7220

330 Dupont Circle

Raleigh NC 27603

[mkeglers@earthlink.net](mailto:mkeglers@earthlink.net)

### **Klingspor's Woodworking Shop**

919-876-0707

MacGregor Village Shopping Center

107 Edinburgh S Dr. Suite 151, Cary NC

(Exit 98B off of US 1)

[www.woodworkingshop.com](http://www.woodworkingshop.com)

*10% discount excluding lumber and power tools*

### **Tarheel Wood Treating Co.**

919-467-9176

10309 Chapel Hill Rd. (Highway 54)

Morrisville, NC 27560

[www.tarheelwoodtreating.com](http://www.tarheelwoodtreating.com)

*Contractor's prices on all wood products*

TWA card before order is written

### **Woodcraft**

919-781-1911 Fax: 919-781-1980

4317 Pleasant Valley Rd.

Raleigh, NC 27612

[raleighwoodcraft@bellsouth.net](mailto:raleighwoodcraft@bellsouth.net)

<http://www.woodcraft.com>

*\$25 gift certificate at each TWA meeting for the raffle*

### **Wurth Wood Group**

919-231-6620

4213 Poole Rd. (Exit 15 off I-440)

Raleigh, NC 27610

[www.wurthwoodgroup.com](http://www.wurthwoodgroup.com)